

John P. Freeman Optional School

Zone 6

2023 Summer
1st Grade
Packet



Student Name _____

Parents, we are so excited to have your student join us at John P. Freeman for the 2023-24 school year. As you may know, first grade is a very important year as students continue to learn the foundational skills that directly shape their learning and achievement. While summer is a wonderful time to relax and enjoy some fun, it is very important that students continue learning. The summer packet attached provides resources and activities to maintain students' learning from kindergarten. As a note, it is always best to spend at least 20 minutes a day reading with and to your student. We have included texts for you to read to your student as well as decodable texts for them to read themselves. We have also included the lists of the first 200 high-frequency words for students to practice reading. Again, we can't wait to meet you all in August. Enjoy your summer! This packet is due on Friday, August 11, 2023.



















Sincerely,
John P. Freeman, First Grade Team

First Grade Summer Packet Reading Instructions

1. This packet has 6 sections for reading, and it is recommended that students work on one section of reading each week during the summer. It is **NOT** recommended to complete this packet immediately following school dismissal **nor** the night before the packet is due. Student learning is most effective if the packet is worked on throughout the summer at a steady pace.
2. Concepts will be reviewed and discussed during the first week of school. The high-frequency word lists will include some words your student has already learned and some that will be new. Begin by having your student read the lists and note which words your student has not learned yet. Then begin practicing those words a few at a time. Continue to review words they already know throughout the summer.
3. Students will receive both a participation grade and an assessment grade, based on the packet completion.

4. After completing a section, rate your understanding of each week's topic by circling the image in the chart below.

- **Smiley face** – You understand ALL the concepts for that week and would be able to teach it to another student.
- **Neutral face** – You understand the concepts for the most part.
- **Confused face** – You do not understand these concepts and need help reviewing.

WEEK	READING TOPIC	MY RATING
1	<ul style="list-style-type: none"> • Book Report #1 • Pam's New Pal • High-Frequency Words 	  
2	<ul style="list-style-type: none"> • Book Report #2 • A Hot Pot • High-Frequency Words 	  
3	<ul style="list-style-type: none"> • Book Report #3 • Bugs in a Jar • High-Frequency Words 	  
4	<ul style="list-style-type: none"> • Book Report #4 • The Lost Pet • High-Frequency Words 	  
5	<ul style="list-style-type: none"> • Book Report #5 • Mom and Her Van • High-Frequency Words 	  
6	<ul style="list-style-type: none"> • Book Report #6 • The Hot Day • High-Frequency Words 	  

First Grade Summer Reading Assignment

	READING/WRITING
Week One	<ul style="list-style-type: none"> • Read <i>Rosie Revere Engineer</i> by Andrea Beatty and complete book report #1. • Practice reading high-frequency words. • Practice reading week 1 decodable – Pam’s New Pal.
Week Two	<ul style="list-style-type: none"> • Read <i>From Seed to Plant</i> by Gail Gibbons and complete book report #2. • Practice reading high-frequency words. • Practice reading week 2 decodable – A Hot Pot.
Week Three	<ul style="list-style-type: none"> • Read <i>Stand Tall, Molly Lou Melon</i> by Patti Lovell and complete book report #3. • Practice reading high-frequency words. • Practice reading week 3 decodable – Bugs in a Jar.
Week Four	<ul style="list-style-type: none"> • Read <i>Me On the Map</i> and complete book report #4. • Practice reading high-frequency words. • Practice reading week 4 decodable – The Lost Pet.
Week Five	<ul style="list-style-type: none"> • Read <i>The Thing Lou Couldn’t Do</i> by Ashley Spires and complete book report #5. • Practice reading high-frequency words. • Practice reading week 5 decodable – Mom and Her Van.
Week Six	<ul style="list-style-type: none"> • Read <i>The Sun and the Moon</i> (Let’s-Read-and-Find-Out Science 1) by Carolyn Cinami DeCristofano and complete book report #6. • Practice reading high-frequency words. • Practice reading week 6 decodable – The Hot Day.

Week 1: Rosie Revere, Engineer

© Golden State Kinders



Name: _____

Book Report



Title: _____

Characters

Setting

Beginning

Middle

End

My favorite part of the story _____

My name: _____

Color a star each time
you read the story.



I can read about...

Pam's New Pal

Pam has a new pal.

She met her pal at the park.

Pam and her pal run and play.

Pam's new pal is Jen.



Where did Pam meet a pal? ☐ park ☐ school

Who is Pam's pal? ☐ Jim ☐ Jen

What do Pam and her pal do? ☐ run ☐ sit



Write the word.

park



Talk About The Text

(Parents, ask your child these questions about the text.)

Did the pals have fun?

How can you tell?

Parent
Initials

--

Week 2: From Seed to Plant

Name: _____ Date: _____



Book Report

Title: _____

Author: _____

Three things I learned from the book:

	_____ _____ _____
	_____ _____ _____
	_____ _____ _____

How many stars do you give this book?



The book was _____

My name: _____

Color a star each time
you read the story.



I can read about...

A Hot Pot

That is a very big pot.

I want to look in the pot.

Stop! That pot is too hot!

Mom put the lid back on top.



Where do I want to look? ☐ in the pot ☐ on a lid

The pot is very _____. ☐ little ☐ big

What did mom put on top? ☐ the lid ☐ the pot



Write the word.

stop



Talk About The Text

(Parents, ask your child these questions about the text.)

What might have happened
if mom didn't say stop?

Parent
Initials

--

Week 3: Stand Tall, Molly Lou Melon

Name: _____ Date: _____



Book Report

Title: _____

Author: _____

© Golden State Teachers

Draw:	Problem:

Draw:	Solution:

Can you think of a better solution?

My name: _____

Color a star each time
you read the story.



I can read about...

Bugs In A Jar

Come see my bugs.

One is big and two are little.

I keep my bugs in a jar.

It is fun to look at bugs.



How many bugs are big?

☐

one

☐

two

Where are the bugs?

☐

in a box

☐

in a jar

Looking at bugs is _____

☐

fat

☐

fun



Write the word.

look



Talk About The Text

(Parents, ask your child these questions about the text.)

How many bugs are there
in all? How do you know?

Parent
Initials

Week 4: Me On The Map

Name: _____ Date: _____



Book Report

Title: _____

Author: _____

Fiction or Non-fiction: _____

What was your favorite part of the story?

Draw your favorite part of the story.

A large, empty rounded rectangle with a thick black border, intended for a child to draw their favorite part of the story.

My name: _____

Color a star each time
you read the story.



I can read about...

The Lost Pet

Cam can not find her pet rat.

She is so sad.

Cam looks and looks for it.

Cam finds her rat under the bed.



Who is sad?

☐ dad

☐ Cam

What does Cam look for?

☐ her bed

☐ her rat

Cam finds it under the _____.

☐ box

☐ bed



Draw where
Cam finds
her rat.



Talk About The Text

(Parents, ask your child these questions about the text.)

How do you think Cam feels
at the end of the story?
Why?

Parent
Initials


--

Week 5: The Thing Lou Couldn't Do

Name: _____ Date: _____



Book Report



Title: _____

Author: _____

Who was the main character?

Write four adjectives to describe the main character.

1. _____

3. _____

2. _____

4. _____

Draw the main character.

My name: _____

Color a star each time
you read the story.



I can read about...

Mom And Her Van

Mom has a big blue van.

She can go fast in her van.

Six kids can fit in the van.

We ride to school in mom's van.



Mom's van is _____



little



big

Where do we go in the van?



school



home

How many kids can fit in the van?



Color
mom's van.



Talk About The Text

(Parents, ask your child these questions about the text.)

The story says mom's van
is big. How do you know
this is true?

Parent
Initials

Week 6: The Sun and the Moon

Name: _____ Date: _____

Book Report

Title: _____

Author: _____

Non-fiction



© Golden State Readers

Three facts I learned from the book:

<div></div>	<div></div>	<div></div>
_____	_____	_____
_____	_____	_____
_____	_____	_____
_____	_____	_____

A new vocabulary word I learned from the book:

Vocabulary word: _____ Page number: _____

Definition: _____

Sentence: _____

How many stars do you give this book?



My name: _____

Color a star each time
you read the story.



I can read about...


The Hot Day

It is a sunny day.

The sun makes it hot.

Pat does not like to be hot.

He will put on his red cap.



What makes it hot? ☐ the sun ☐ the cap

Does Pat like to be hot? ☐ yes ☐ no

Who will put on a red cap? ☐ Pat ☐ the sun



Color
Pat's cap.



Talk About The Text

(Parents, ask your child these questions about the text.)

Why will Pat put on his cap?

Parent
Initials

--

Fry Words – The First Hundred

List 1

the
of
and
a
to
in
is
you
that
it
he
was
for
on
are
as
with
his
they
I
at
be
this
have
from

List 2

or
one
had
by
words
but
not
what
all
were
we
when
your
can
said
there
use
an
each
which
she
do
how
their
if

List 3

will
up
other
about
out
many
then
them
these
so
some
her
would
make
like
him
into
time
has
look
two
more
write
go
see

List 4

number
no
way
could
people
my
than
first
water
been
called
who
am
its
now
find
long
down
day
did
get
come
made
may
part

Fry Words – The Second Hundred

List 1

over
new
sound
take
only
little
work
know
place
years
live
me
back
give
most
very
after
things
our
just
name
good
sentence
man
think

List 2

say
great
where
help
through
much
before
line
right
too
means
old
any
same
tell
boy
follow
came
want
show
also
around
form
three
small

List 3

set
put
end
does
another
well
large
must
big
even
such
because
turn
here
why
ask
went
men
read
need
land
different
home
us
move

List 4

try
kind
hand
picture
again
change
off
play
spell
air
away
animal
house
point
page
letter
mother
answer
found
study
still
learn
should
America
world